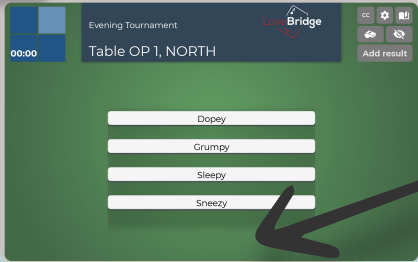


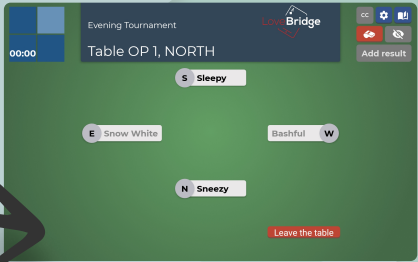
DIGITAL BIDDING BOX GUIDE

1 TAKE A SEAT

WAIT FOR START

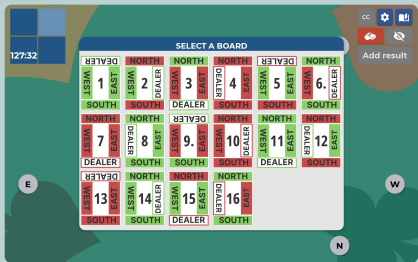


Select your name and wait for the **start** of the match.

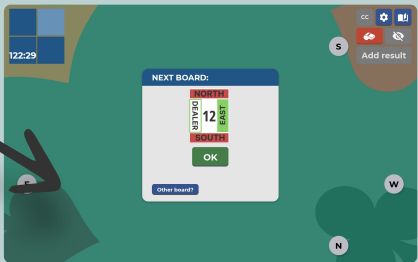


2 TAP THE BOARD NUMBER

WAIT FOR ALL TO CONFIRM



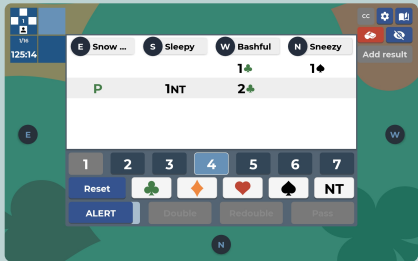
When a board is selected out of order, all four players have to accept it.



Note, if you don't select a board, the board with the lowest board number will be selected automatically.

3 BIDDING

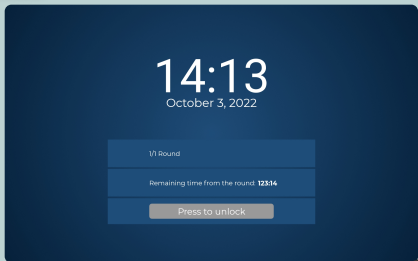
ALERTING



You can pre-alert your bid by pushing the alert button. Later you can alert by tapping the bid.

When playing with a screen, you have to alert both your own and your partner's bids. Only your screenmate will see your alerts.

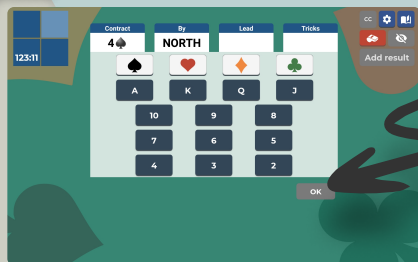
4 SLEEP WHILE PLAYING



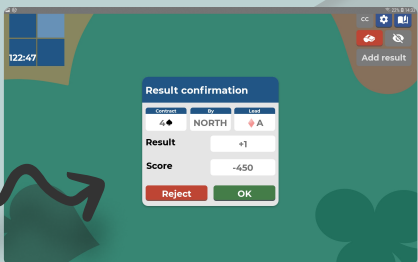
Tablets fall asleep after 1 min following the end of the auction. You can stop it by touching the screen.

If the screen is not sleeping yet when you finish playing, you can push the **Add result** button.

5 WAKE UP YOUR TAB & TYPE OR ACCEPT THE RESULT



The **declarer** enters the result and the opponents can confirm or decline



YOU CAN CALL THE DIRECTOR ANY TIME BY PUSHING THE WHISTLE ICON.